CENTER GROUND

(2008)
for
Orchestra

YOOMI PAICK

PROGRAM NOTE for ***CENTER GROUND***

Center Ground for orchestra was inspired by a trip to the ancient Khmer temple in Cambodia, an extraordinary twelfth-century construction that spans three miles. The piece depicts my experience in exploring the temple, starting from the entrance and arriving at the highest point, which is also the center point.

While walking into the entrance across the vast stone bridge over a moat, I was overwhelmed by the majesty of the three-floor temple, and awed by its sense of the ancient. A long and complex cloister, whose shadowy aisles reminded me of a great labyrinth, girds the first floor of the temple. After climbing a couple of steep stairs, I arrived at the second floor, which has an extension of the cloister but also affords glimpses of the grandeur of the jungle beyond. On this floor there was a path upwards, climbing continuously, steeper and steeper, although I did not notice how high I was until I reached the third floor, which features five towers. To get to the upper part of the center tower, which houses a sanctuary, you have to pull yourself up a flight of steps, at a seventy-degree angle, using the ropes at the sides. This sanctuary, at the center point of the entire temple complex, is topped with a dome, as if reflecting the desires of the ancient people who longed to reach up to God. The view was breathtaking, encompassing the entire temple complex.

My piece follows this journey. It begins with a grand introduction followed immediately by a section that describes the mysterious atmosphere of the temple. The percussion group plays a more significant role in this piece than usual. Particularly, a set of drums, including bongos, tom-toms, roto-toms, and bass drums, is used as the main instrument of the percussion section, evoking a primitive mood. There are also a couple of places where this drum group has a leading role, being given either cadenza-like solo passages or passages where it is combined with a brass choir or the string section. My steep climb to the top of the temple is depicted by the mostly upward motion of the motives, and the tempo becomes faster and faster towards the end.

INSTRUMENTATION

Piccolo
2 Flutes
2 Oboes
English Horn
2 B^{b} Clarinets
Bass Clarinet
2 Bassoons
Contrabassoon
4 Horns in F
3 Trumpets in C
2 Trombones
Bass Trombone
Tuba

4 Timpani (32", 29", 26" and 23")
Percussion I:
Vibraphone, Glockenspiel, Snare Drum, Temple blocks (5), Maracas, Suspended Cymbal (medium)
A set of Drums: 2 Bongos and 3 Tom-toms (pitched higher than Percussion III)



Percussion II:
Marimba, Castanets, Shaker, Tam-tam (large), Suspended Cymbal (large)
A set of Drums: 5 Roto-Toms (16", 14", 12", 10", 8", specific pitches not required) and Bass Drum (medium)



Percussion III:
Vibraphone, Tubular bells, Xylophone, Maracas, Sizzle Cymbal
A set of Drums: 2 Bongos and 3 Tom-toms (pitched lower than Percussion I), and Bass Drum (large)



Harp
Piano

Strings

C Score
Piccolo – sounds octave higher than written
Contrabassoon and Double Bass – sounds octave lower than written
Glockenspiel – sounds 2 octaves higher than written
Xylophone – sounds octave higher than written
Harp harmonics – sounds octave higher than written

DURATION: approx. 14 minutes

Center Ground

(2008)

Yoomi Paick

♩= ca.72 Pesante

Piccolo
Flute 1 & 2
Oboe 1 & 2
English Horn
Clarinet 1 & 2
Bass Clarinet
Bassoon 1 & 2
Contrabassoon

♩= ca.72 Pesante

Horn 1 & 3
Horn 2 & 4
Trumpet 1
Trumpet 2
Trumpet 3
Trombone 1
Trombone 2
Bass Trombone
Tuba

♩= ca.72 Pesante

[I: F#, II:B
III: F IV: F]

Timpani
Percussion 1
Bass drum w/ timpani mallets
Percussion 2
Tubular bells w/ hammers
Percussion 3
D, C B / E F G♯ A
Harp
Piano

♩= ca.72 Pesante

Violin I
Violin II
Viola
Violoncello
Double Bass

Copyright ©Yoomi Paick 2008
All rights reserved.


A
♩= ca.66 Misterioso
5
Picc.
Fl. 1 & 2
Ob. 1 & 2
E. Hn.
Cl. 1 & 2
B. Cl.
Bsn. 1 & 2
C. Bn.
Hn. 1 & 3
Hn. 2 & 4
Tpt. 1
Tpt. 2
Tpt. 3
Tbn. 1
Tbn. 2
B. Tbn.
Tuba
Timp.
Perc. 1
Perc. 2
Perc. 3
Bass drum
Tubular bells
Maracas
Shaker
Hp.
Pno.
Vln. I
Vln. II
Vla.
Vc.
D.B.
gl.
unis.
non div.
pizz.
arco
sempre

Picc.
Fl. 1
Fl. 2
Ob. 1
Ob. 2
E. Hn.
Cl. 1
Cl. 2
B. Cl.
Bsn. 1
Bsn. 2
C. Bn.
Hn. 1 & 3
Hn. 2 & 4
Tpt. 1 & 2
Tpt. 3
Tbn. 1 & 2
B. Tbn.
Tuba
Timp.
Perc. 1
Perc. 2
Perc. 3
Hp.
Pno.
Vln. I
Vln. II
Vla.
Vc.
D.B.

(Jet-whistle) ord. gl. div. arco pizz.

Picc.
Fl. 1
Fl. 2
Ob. 1
Ob. 2
E. Hn.
Cl. 1
Cl. 2
B. Cl.
Bsn. 1
Bsn. 2
C. Bn.

Hn. 1 & 3
Hn. 2 & 4
Tpt. 1 & 2
Tpt. 3
Tbn. 1 & 2
B. Tbn.
Tuba

Timp.
Perc. 1 — Maracas
Perc. 2 — Shaker
Perc. 3 — Sizzle Cymbal w/ soft yarn mallets
Vibraphone w/hard yarn mallets
Vibraphone
Hp.

Vln. I
Vln. II
Vla.
Vc.
D.B.


19
B
Picc.
Fl. 1
(Jet-whistle)
Fl. 2
Ob. 1
Ob. 2
E. Hn.
Cl. 1
Cl. 2
B. Cl.
Bsn. 1
Bsn. 2
C. Bn.
Hn. 1 & 3
straight mute
Hn. 2 & 4
Tpt. 1 & 2
Tpt. 3
Tbn. 1
Tbn. 2
B. Tbn.
Tuba
Timp.
Perc. 1
Snare drum
w/ metal brushes
Perc. 2
Marimba
w/ soft yarn mallets
Perc. 3
Hp.
Vln. I
Vln. II
Vla.
Vc.
D.B.
gl.

poco accel.- - - -

Picc.
Fl. 1
Fl. 2
Ob. 1
Ob. 2
E. Hn.
Cl. 1
Cl. 2
B. Cl.
Bsn. 1
Bsn. 2
C. Bn.

poco accel.- - - -

Hn. 1 & 3
Hn. 2 & 4
Tpt. 1
Tpt. 2
straight mute
Tpt. 3
Tbn. 1
Tbn. 2
B. Tbn.
Tuba

poco accel.- - - -

Timp.
Snare drum
Perc. 1
Marimba
Perc. 2
Bass drum
Perc. 3
w/ timpani mallets
Hp.

poco accel.- - - -

Vln. I
Vln. II
Vla.
Vc.
D.B.


29
C
♩= ca.72
Picc.
Fl. 1
Fl. 2
Ob. 1
Ob. 2
E. Hn.
Cl. 1
Cl. 2
B. Cl.
Bsn. 1
Bsn. 2
C. Bn.
Hn. 1 & 3
Hn. 2 & 4
Tpt. 1
Tpt. 2
Tpt. 3
Tbn. 1
Tbn. 2
B. Tbn.
Tuba
Timp.
Perc. 1
Perc. 2
Perc. 3
Hp.
Vln. I
Vln. II
Vla.
Vc.
D.B.
molto cresc.
(Jet-whistle)
Vibraphone w/hard yarn mallets
Bass drum w/ yarn mallets
(Motor off Pedal →)
(D♭ C B / E F♯ G♯ A)
gl.
div.
unis.

Picc.
Fl. 1
Fl. 2
Ob. 1
Ob. 2
E. Hn.
Cl. 1
Cl. 2
B. Cl.
Bsn. 1 & 2
C. Bn.
Hn. 1 & 3
Hn. 2 & 4
Tpt. 1
Tpt. 2
Tpt. 3
Tbn. 1
Tbn. 2
B. Tbn.
Tuba
Timp.
Perc. 1
Perc. 2
Perc. 3
Hp.
Pno.
Vln. I div. a2
Vln. II div. a2
Vla.
Vc.
D.B.

(Jet-whistle)
ord.
mp sempre
Vibraphone
(Ped.)
Bass drum
Half

Picc.
Fl. 1
Fl. 2
Ob. 1
Ob. 2
E. Hn.
Cl. 1
Cl. 2
B. Cl.
Bsn. 1 & 2
C. Bn.
Hn. 1 & 3
Hn. 2 & 4
Tpt. 1
Tpt. 2
Tpt. 3
Tbn. 1
Tbn. 2
B. Tbn.
Tuba
Timp.
Perc. 1
Perc. 2
Perc. 3
Hp.
Pno.
Vln. I div. a2
Vln. II div. a2
Vla.
Vc.
D.B.

Marimba w/hard yarn mallets

D ♩= ca.88

Picc.
Fl. 1
Fl. 2
Ob. 1
Ob. 2
E. Hn.
Cl. 1
Cl. 2
B. Cl.
Bsn. 1 & 2
C. Bn.

♩= ca.88

Hn. 1 & 3
Hn. 2 & 4
Tpt. 1
Tpt. 2
Tpt. 3
Tbn. 1
Tbn. 2
B. Tbn.
Tuba

♩= ca.88

Timp.
Perc. 1
Perc. 2
Perc. 3
Hp.
Pno.

Marimba

Drums w/hard yarn mallets

♩= ca.88

Vln. I
Vln. II
Vla.
Vc.
D.B.

* Repeat figures within box. Begin at indicated tempo and become gradually faster until pattern changes. Repeat the process with each new pattern. Do not synchronize with other players.

Picc.
Fl. 1 & 2
Ob. 1 & 2
E. Hn.
Cl. 1
Cl. 2
B. Cl.
Bsn. 1 & 2
C. Bn.
Hn. 1 & 3
Hn. 2 & 4
Tpt. 1
Tpt. 2
Tpt. 3
Tbn. 1
Tbn. 2
B. Tbn.
Tuba
Timp.
Perc. 1
Perc. 2
Perc. 3
Hp.
Pno.
Vln. I
Vln. II
Vla.
Vc.
D.B.

poco cresc.
mp subito
cresc.

* See note on pg. 10
** At the point indicated, stop the pattern and hold the given note for the duration specified.

accel.- - - -

Picc.
Fl. 1 & 2
Ob. 1 & 2
E. Hn.
Cl. 1
Cl. 2
B. Cl.
Bsn. 1 & 2
C. Bn.

accel.- - - -

Hn. 1 & 3
Hn. 2 & 4
Tpt. 1
Tpt. 2
Tpt. 3
Tbn. 1
Tbn. 2
B. Tbn.
Tuba

accel.- - - -

Timp.
Perc. 1
Perc. 2
Perc. 3
Hp.
Pno.

accel.- - - -

Vln. I
Vln. II
Vla.
Vc.
D.B.

* See note on pg. 11

63 ♩= ca.96

Picc.
Fl. 1
Fl. 2
Ob. 1
Ob. 2
E. Hn.
Cl. 1
Cl. 2
B. Cl.
Bsn. 1 & 2
C. Bn.

♩= ca.96

Hn. 1 & 3
Hn. 2 & 4
Tpt. 1
Tpt. 2
Tpt. 3
Tbn. 1
Tbn. 2
B. Tbn.
Tuba

♩= ca.96

Timp.
Perc. 1
Perc. 2
Perc. 3
Hp.

♩= ca.96

Vln. I
Vln. II
Vla.
Vc.
D.B.

* Repeat the figures within the box as fast as possible for the duration indicated.
Do not synchronize with other players.

69

ritard.- - - -

E

♩= ca.88
con moto

Picc.
Fl. 1
Fl. 2
Ob. 1
Ob. 2
E. Hn.
Cl. 1
Cl. 2
B. Cl.
Bsn. 1 & 2
C. Bn.

ritard.- - - -

♩= ca.88
con moto

Hn. 1 & 3
Hn. 2 & 4
Tpt. 1
Tpt. 2
Tpt. 3
Tbn. 1
Tbn. 2
B. Tbn.
Tuba

ritard.- - - -

♩= ca.88
con moto

Timp.
Drums
Perc. 1
Drums
Perc. 2
Drums
Perc. 3
Marimba w/ soft yarn mallets
Hp.
gl.
gl.

ritard.- - - -

♩= ca.88
con moto

(div.)
Vln. I
Vln. II
Vla.
Vc.
D.B.
div.

Picc.
Fl. 1 & 2
Ob. 1 & 2
E. Hn.
Cl. 1
Cl. 2
B. Cl.
Bsn. 1
Bsn. 2
C. Bn.

pp *mp* *mf*
pp *mp* *mf*
mp *espressivo*
pp *mp*
mp *espressivo*
pp *mp*
mp *espressivo*
pp *mp*
pp *mp* *mf*
pp *mp* *mf*

Hn. 1 & 3
Hn. 2 & 4
Tpt. 1 & 2
Tpt. 3
Tbn. 1 & 2
B. Tbn.
Tuba

Timp.
Perc. 1
Perc. 2
Perc. 3
Hp.

p *sempre*
mf
p *sempre*
p *mp* *p* *mp*

Vln. I
Vln. II
Vla.
Vc.
D.B.

mp *pp*
mp *pp* *pp* *mp* *pp*
mp *pp*
mp *pp* *pp* *mp* *pp*
div.
unis.
mp *pp* *pp* *mp* *pp*

Picc.
Fl. 1 & 2
Ob. 1 & 2
E. Hn.
Cl. 1
Cl. 2
B. Cl.
Bsn. 1
Bsn. 2
C. Bn.

mp *espressivo*

Hn. 1 & 3
Hn. 2 & 4
Tpt. 1 & 2
Tpt. 3
Tbn. 1 & 2
B. Tbn.
Tuba

Timp.
Perc. 1
Perc. 2
Perc. 3

Marimba

Hp.

Vln. I
Vln. II
Vla.
Vc.
D.B.

(div.)
unis.
div.

Picc.
Fl. 1 & 2
Ob. 1 & 2
E. Hn.
Cl. 1
Cl. 2
B. Cl.
Bsn. 1
Bsn. 2
C. Bn.
Hn. 1 & 3
Hn. 2 & 4
Tpt. 1 & 2
Tpt. 3
Tbn. 1 & 2
B. Tbn.
Tuba
Timp.
Perc. 1
Perc. 2
Perc. 3
Hp.
Vln. I
Vln. II
Vla.
Vc.
D.B.

poco cresc.

div.

(div.)

F

Picc.
Fl. 1 & 2
Ob. 1 & 2
E. Hn.
Cl. 1
Cl. 2
B. Cl.
Bsn. 1
Bsn. 2
C. Bn.
Hn. 1 & 3
Hn. 2 & 4
Tpt. 1 & 2
Tpt. 3
Tbn. 1 & 2
B. Tbn.
Tuba
Timp.
Perc. 1
Perc. 2
Perc. 3
Hp.
Vln. I
Vln. II
Vla.
Vc.
D.B.

a2
molto
div.
unis.
(div.)
Bass drum w/ bass drum beaters

Picc.
Fl. 1 & 2
Ob. 1 & 2
E. Hn.
Cl. 1 & 2
B. Cl.
Bsn. 1 & 2
C. Bn.
Hn. 1 & 3
Hn. 2 & 4
Tpt. 1 & 2
Tpt. 3
Tbn. 1 & 2
B. Tbn.
Tuba
Timp.
Perc. 1
Perc. 2
Perc. 3
Hp.
Vln. I
Vln. II
Vla.
Vc.
D.B.

molto
a2
Vibraphone w/hard yarn mallets
(Motor off Pedal →)
Lg. Sus. Cymbal w/ soft yarn mallets
unis.
div.
p subito

pushing forward - - - -

Picc.
Fl. 1 & 2
Ob. 1 & 2
E. Hn.
Cl. 1 & 2
B. Cl.
Bsn. 1 & 2
C. Bn.

pushing forward - - - -

Hn. 1 & 3
Hn. 2 & 4
Tpt. 1 & 2
Tpt. 3
Tbn. 1 & 2
B. Tbn.
Tuba

pushing forward - - - -

Timp.
Vibraphone
Perc. 1
Lg. Sus. Cymbal
Perc. 2
Bass drum
Perc. 3

Hp.

pushing forward - - - -

Vln. I
Vln. II
Vla.
Vc.
D.B.


Picc.
Fl. 1 & 2
Ob. 1 & 2
E. Hn.
Cl. 1 & 2
B. Cl.
Bsn. 1 & 2
C. Bn.
Hn. 1 & 3
Hn. 2 & 4
Tpt. 1
Tpt. 2
Tpt. 3
Tbn. 1
Tbn. 2
B. Tbn.
Tuba
Timp.
Perc. 1
Perc. 2
Perc. 3
Vln. I
Vln. II
Vla.
Vc.
D.B.
a2
cresc.
Sus. Cymbal w/ sticks
unis.
div.



* Repeat figures within box. Begin at indicated tempo and become gradually slower until cessation of line. Do not synchronize with other players.


113
G
♩= ca.116 con anima
(♩= ca.58 = 𝅗𝅥)
Picc.
Fl. 1 & 2
Ob. 1 & 2
E. Hn.
Cl. 1 & 2
B. Cl.
Bsn. 1 & 2
C. Bn.
Hn. 1 & 3
Hn. 2 & 4
Tpt. 1
Tpt. 2
Tpt. 3
Tbn. 1
Tbn. 2
B. Tbn.
Tuba
gl.
Timp.
Perc. 1
Perc. 2
Perc. 3
decresc.
Drums w/hard yarn mallets
Pno.
Vln. I
Vln. II
Vla.
Vc.
D.B.
ord.


Picc.
Fl. 1 & 2
Ob. 1 & 2
E. Hn.
Cl. 1 & 2
B. Cl.
Bsn. 1 & 2
C. Bn.
Hn. 1 & 3
Hn. 2 & 4
Tpt. 1 & 2
Tpt. 3
Tbn. 1 & 2
B. Tbn.
Tuba
Timp.
(f)
Perc. 1
Drums
cresc.
ff
mp subito
Perc. 2
Perc. 3
(measured)
Pno.
f
Vln. I
on the string
détaché
f sempre
Vln. II
Vla.
pizz.
div.
unis.
sfz
Vc.
(div.)
D.B.

Picc.
Fl. 1 & 2
Ob. 1 & 2
E. Hn.
Cl. 1 & 2
B. Cl.
Bsn. 1 & 2
C. Bn.
Hn. 1 & 3
Hn. 2 & 4
Tpt. 1 & 2
Tpt. 3
Tbn. 1 & 2
B. Tbn.
Tuba
Timp.
Perc. 1
Perc. 2
Perc. 3
Pno.
Vln. I
Vln. II
Vla.
Vc.
D.B.

a2
decresc.
(measured)
cresc.
sul pont.
arco
on the string
secco

Picc.
Fl. 1 & 2
Ob. 1 & 2
E. Hn.
Cl. 1 & 2
B. Cl.
Bsn. 1 & 2
C. Bn.
Hn. 1 & 3
Hn. 2 & 4
Tpt. 1 & 2
Tpt. 3
Tbn. 1 & 2
B. Tbn.
Tuba
Timp.
Perc. 1
Perc. 2
Perc. 3
Pno.
Vln. I
Vln. II
Vla.
Vc.
D.B.


133
H
Picc.
Fl. 1 & 2
Ob. 1 & 2
E. Hn.
Cl. 1 & 2
B. Cl.
Bsn. 1
C. Bn.
Hn. 1 & 3
Hn. 2 & 4
Tpt. 1 & 2
Tpt. 3
Tbn. 1 & 2
B. Tbn.
Tuba
Timp.
Perc. 1
Perc. 2
Perc. 3
Pno.
Vln. I
Vln. II
Vla.
Vc.
D.B.
a2
non decresc.
Vibraphone w/hard yarn mallets
Marimba w/hard yarn mallets
Vibraphone w/hard yarn mallets
sul pont.
ord.
div.
unis.
pizz. secco
arco


Picc.
Fl. 1 & 2
Ob. 1 & 2
E. Hn.
Cl. 1 & 2
B. Cl.
Bsn. 1 & 2
C. Bn.
Hn. 1 & 3
Hn. 2 & 4
Tpt. 1 & 2
Tpt. 3
Tbn. 1 & 2
B. Tbn.
Tuba
Timp.
Perc. 1
Vibraphone
f sempre
(Motor off
Ped. ad lib.)
poco cresc.
Perc. 2
Marimba
f sempre
poco cresc.
Perc. 3
Vibraphone
f sempre
(Motor off
Ped. ad lib.)
Pno.
cresc.
Vln. I
Vln. II
Vla.
Vc.
D.B.
(div.)
unis.
div.
sul D

Picc.
Fl. 1 & 2
Ob. 1 & 2
E. Hn.
Cl. 1 & 2
B. Cl.
Bsn. 1 & 2
C. Bn.
Hn. 1 & 3
Hn. 2 & 4
Tpt. 1 & 2
Tpt. 3
Tbn. 1 & 2
B. Tbn.
Tuba
Timp.
Perc. 1
Perc. 2
Perc. 3
Pno.
Vln. I
Vln. II
Vla.
Vc.
D.B.

p
mp
f
pp
ppp
mf
ff
fp
mp subito
cresc.
poco cresc.
Xylophone
w/ hard wood mallets
unis.
div.
div. off the string
off the string

Picc.
Fl. 1 & 2
Ob. 1 & 2
E. Hn.
Cl. 1 & 2
B. Cl.
Bsn. 1 & 2
C. Bn.
Hn. 1 & 3
Hn. 2 & 4
Tpt. 1 & 2
Tpt. 3
Tbn. 1 & 2
B. Tbn.
Tuba
Timp.
Vibraphone
Perc. 1
Marimba
Perc. 2
Xylophone
Perc. 3
Drums
Drums w/hard yarn mallets
Pno.
Vln. I
Vln. II
Vla.
Vc.
D.B.

I

Picc.
Fl. 1 & 2
Ob. 1 & 2
E. Hn.
Cl. 1 & 2
B. Cl.
Bsn. 1 & 2
C. Bn.
Hn. 1 & 3
Hn. 2 & 4
Tpt. 1 & 2
Tpt. 3
Tbn. 1 & 2
B. Tbn.
Tuba
Timp.
Perc. 1
Perc. 2
Perc. 3
Pno.
Vln. I
Vln. II
Vla.
Vc.
D.B.

Picc.
Fl. 1
Fl. 2
Ob. 1
Ob. 2
E. Hn.
Cl. 1
Cl. 2
B. Cl.
Bsn. 1
Bsn. 2
C. Bn.
Hn. 1 & 3
Hn. 2 & 4
Tpt. 1 & 2
Tpt. 3
Tbn. 1 & 2
B. Tbn.
Tuba
Timp.
Perc. 1
Perc. 2
Perc. 3
Pno.
Vln. I
Vln. II
Vla.
Vc.
D.B.

poco cresc.
8va
a2
brassy
Drums
Vibraphone
(Motor off Ped. ad lib.)
Marimba
sempre
Tam-tam w/ triangle beater
on the string unis.
on the string
div.
molto cresc.
cresc.


163
Picc.
Fl. 1
Fl. 2
Ob. 1
Ob. 2
E. Hn.
Cl. 1
Cl. 2
B. Cl.
Bsn. 1
Bsn. 2
C. Bn.
Hn. 1 & 3
Hn. 2 & 4
Tpt. 1 & 2
Tpt. 3
Tbn. 1 & 2
B. Tbn.
Tuba
Timp.
Perc. 1
Perc. 2
Perc. 3
Hp.
Pno.
Vln. I
Vln. II
Vla.
Vc.
D.B.
fff
cresc.
ff
fp molto cresc.
molto cresc.
molto decresc.
Sizzle Cymbal
scrape
(D C B / E F G A♭)
gl.
unis.
div.
sffz
* Scrape with triangle beater and increase speed

poco ritard. - - - -

Picc.
Fl. 1
Fl. 2
Ob. 1
Ob. 2
E. Hn.
Cl. 1
Cl. 2
B. Cl.
Bsn. 1
Bsn. 2
C. Bn.

poco ritard. - - - -

Hn. 1 & 3
Hn. 2 & 4
Tpt. 1 & 2
Tpt. 3
Tbn. 1 & 2
B. Tbn.
Tuba

poco ritard. - - - -

Timp.
Perc. 1
Perc. 2
Perc. 3
Hp.
Pno.

Vibraphone
decresc.
Marimba
decresc.
Sizzle Cymbal
n — *f*
mf *decresc.*
mf *decresc.*
Vibraphone
(Motor off Pedal →)
p
p
mf *decresc.*
Glockenspiel w/ plastic mallets
Lg. Sus. Cymbal w/hard yarn mallets
pp
pp
(*decresc.*) *mf* *decresc.* *pp*
(8va)
(*decresc.*) *mf* *decresc.* *pp*
(Pedal →)

poco ritard. - - - -

Vln. I
Vln. II
Vla.
Vc.
D.B.

171 J 𝅗𝅥 = ca.56 Tranquillo

Picc.
Fl. 1
Fl. 2
Ob. 1
Ob. 2
E. Hn.
Cl. 1
Solo
p espressivo
Cl. 2
B. Cl.
Bsn. 1
Bsn. 2
C. Bn.

𝅗𝅥 = ca.56 Tranquillo

Hn. 1 & 3
Hn. 2 & 4
Tpt. 1 & 2
Tpt. 3
Tbn. 1 & 2
B. Tbn.
cup mute
p
Tuba
mute
pp
n

𝅗𝅥 = ca.56 Tranquillo

Timp.
w/ soft yarn mallets
ppp
ppp
Perc. 1
Sus. Cymbal w/ sticks
Dome
Edge
f
p subito
p sempre
Perc. 2
n
f
Dome
Edge
p subito
p sempre
Perc. 3
mf
p
p sempre

Hp.
Gliss. w/ fingernails
(D C♯ B / E F♯ G♯ A)
pp

Pno.
8va
f
pp subito
pp sempre

𝅗𝅥 = ca.56 Tranquillo

Vln. I
Vln. II
Vla. div. a2
mf
p
Vc. div. a2
D.B.

* Grace notes starting on the beat

Picc.
Fl. 1 & 2
Ob. 1 & 2
E. Hn.
Cl. 1 & 2
(1.)
(bend)
mp
B. Cl.
Bsn. 1 & 2
C. Bn.

Hn. 1 & 3
Hn. 2 & 4
Tpt. 1
Tpt. 2
Tpt. 3
Tbn. 1
cup mute
solo
pp
esp.
Tbn. 2
B. Tbn.
Tuba

Timp.
Sus. Cymbal
Dome
Edge
Perc. 1
Lg. Sus. Cymbal
Perc. 2
Vibraphone
Perc. 3
(Ped.)
Hp.
Pno.
(Pedal →)

Vln. I
div. a2
Vln. II
div. a2
Vla.
div. a2
Vc.
div. a2
D.B.
sempre

Picc.
Fl. 1 & 2
Ob. 1 & 2
E. Hn.
Cl. 1 & 2
B. Cl.
Bsn. 1 & 2
C. Bn.

Hn. 1 & 3
Hn. 2 & 4
Tpt. 1
Tpt. 2
Tpt. 3
Harmon mute (stem-removed)
solo
p esp.
Tbn. 1
gl.
mp
pp
Tbn. 2
cup mute
B. Tbn.
n
Tuba

Timp.
ppp
Glockenspiel
Perc. 1
Sus. Cymbal w/hard yarn mallets
Lg. Sus. Cymbal w/ soft yarn mallets
Perc. 2
Tam-tam w/ bow
mf
Perc. 3
Hp.
(D C♯ B / E F♯ G♯ A)
pp cresc.
Gliss. w/ fingernails
Pno.
pp sempre

Vln. I div. a2
Vln. II div. a2
Vla. div. a2
Vc. div. a2
D.B.
con sord.

* Grace notes starting on the beat
**Repeat the figure for the duration specified.

Picc.
Fl. 1 & 2
Ob. 1 & 2
E. Hn.
solo
p espressivo
mp
Cl. 1 & 2
B. Cl.
Bsn. 1 & 2
C. Bn.

Hn. 1 & 3
Hn. 2 & 4
Tpt. 1
Harmon mute (stem-removed)
p
Tpt. 2
Harmon mute (stem-removed)
mfp
Tpt. 3
mp
n
Tbn. 1
mp
n
Tbn. 2
mp
n
B. Tbn.
Tuba

Timp.
Sus. Cymbal
Perc. 1
p
Dome
mp
Dome Edge
mp
Lg. Sus. Cymbal
Perc. 2
p
n
mp
Vibraphone
Perc. 3
(Ped.)
p sempre
cresc.
Hp.
p sempre

(8va)
Pno.
(8va)
(Ped.)
p sempre

con sord.
Vln. I
div. a2
con sord.
con sord.
Vln. II
div. a2
mfp
con sord.
mfp
con sord. unis.
Vla.
p
gl.
Vc.
div. a2
p sempre
p
gl.
p sempre
p
D.B.
gl.
p
gl.
p sempre
p


185
pushing forward - - - -
Picc.
Fl. 1 & 2
Ob. 1 & 2
E. Hn.
Cl. 1 & 2
B. Cl.
Bsn. 1 & 2
C. Bn.
Hn. 1 & 3
Hn. 2 & 4
Tpt. 1
Tpt. 2
Tpt. 3
Tbn. 1
Tbn. 2
B. Tbn.
Tuba
Timp.
Perc. 1
Perc. 2
Perc. 3
Hp.
Pno.
Glockenspiel
w/ plastic mallets
Tam-tam
w/ bow
loco
Vln. I
div. a2
Vln. II
div. a2
Vla.
Vc.
div. a2
D.B.


189
K
Picc.
Fl. 1
Solo
p espressivo
mp
pp
Fl. 2
Ob. 1
Ob. 2
E. Hn.
Cl. 1
Cl. 2
B. Cl.
Bsn. 1
Bsn. 2
C. Bn.
Hn. 1 & 3
Hn. 2 & 4
Tpt. 1 & 2
Tpt. 3
Tbn. 1 & 2
B. Tbn.
Tuba
Timp.
ppp
Perc. 1
Perc. 2
Perc. 3
Sizzle Cymbal w/ metal brushes
Lg. Sus. Cymbal w/ metal brushes
Sus. Cymbal
w/hard yarn mallets
Dome
mf
Hp.
Pno.
Vln. I
div.a2
Vln. II
div. a2
Vla.
Vc.
div.a2
D.B.
div.
mp
pp

Picc.
Fl. 1
Fl. 2
Ob. 1
Ob. 2
E. Hn.
Cl. 1
Cl. 2
B. Cl.
Bsn. 1
Bsn. 2
C. Bn.
Hn. 1 & 3
Hn. 2 & 4
Tpt. 1 & 2
Tpt. 3
Tbn. 1 & 2
B. Tbn.
Tuba
Timp.
Perc. 1
Perc. 2
Perc. 3
Hp.
Pno.
Vln. I
Vln. II
Vla.
Vc.
D.B.

Picc.
Fl. 1
Fl. 2
Ob. 1
Ob. 2
E. Hn.
Cl. 1
Cl. 2
B. Cl.
Bsn. 1
Bsn. 2
C. Bn.

Hn. 1 & 3
Hn. 2 & 4
Tpt. 1 & 2
Tpt. 3
Tbn. 1 & 2
B. Tbn.
Tuba

Timp.
Sus. Cymbal
Perc. 1
Lg. Sus. Cymbal
Perc. 2
Sizzle Cymbal w/ soft yarn mallets
Perc. 3

Hp.

Pno.

Vln. I
Vln. II
Vla.
Vc.
D.B.

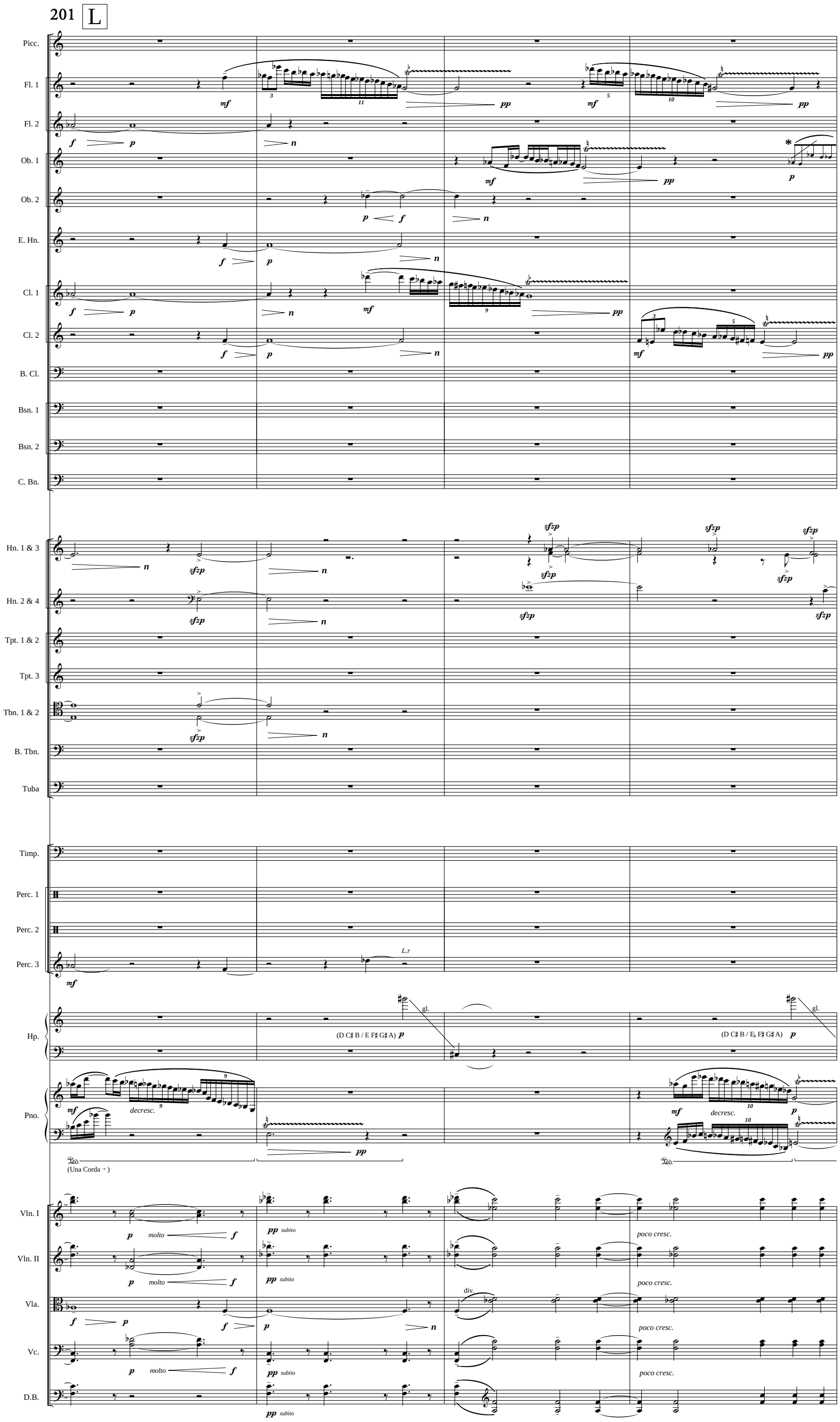

* m. 204 (Ob.1) : Start grace-note figure on a specified beat; begin slowly, but immediately make accelerando to the indicated trill.

205

poco accel.- - - - - - - - - - - - - (𝅗𝅥 = ca.66)

Picc.
Fl. 1
Fl. 2
Ob. 1
Ob. 2
E. Hn.
Cl. 1
Cl. 2
B. Cl.
Bsn. 1
Bsn. 2
C. Bn.

poco accel.- - - - - - - - - - - - - (𝅗𝅥 = ca.66)

Hn. 1 & 3
Hn. 2 & 4
Tpt. 1 & 2
Tpt. 3
Tbn. 1 & 2
B. Tbn.
Tuba

poco accel.- - - - - - - - - - - - - (𝅗𝅥 = ca.66)

Timp.
Perc. 1
Perc. 2
Perc. 3
Hp.
Pno.

Tam-tam w/ soft yarn mallets
Tubular bells
Snare drum
(Pedal →)
(Tre Corde)

poco accel.- - - - - - - - - - - - - (𝅗𝅥 = ca.66)

Vln. I
Vln. II
Vla.
Vc.
D.B.

* Start grace-note figure on a specified beat; begin slowly, but immediately make accelerando to the indicated trill.

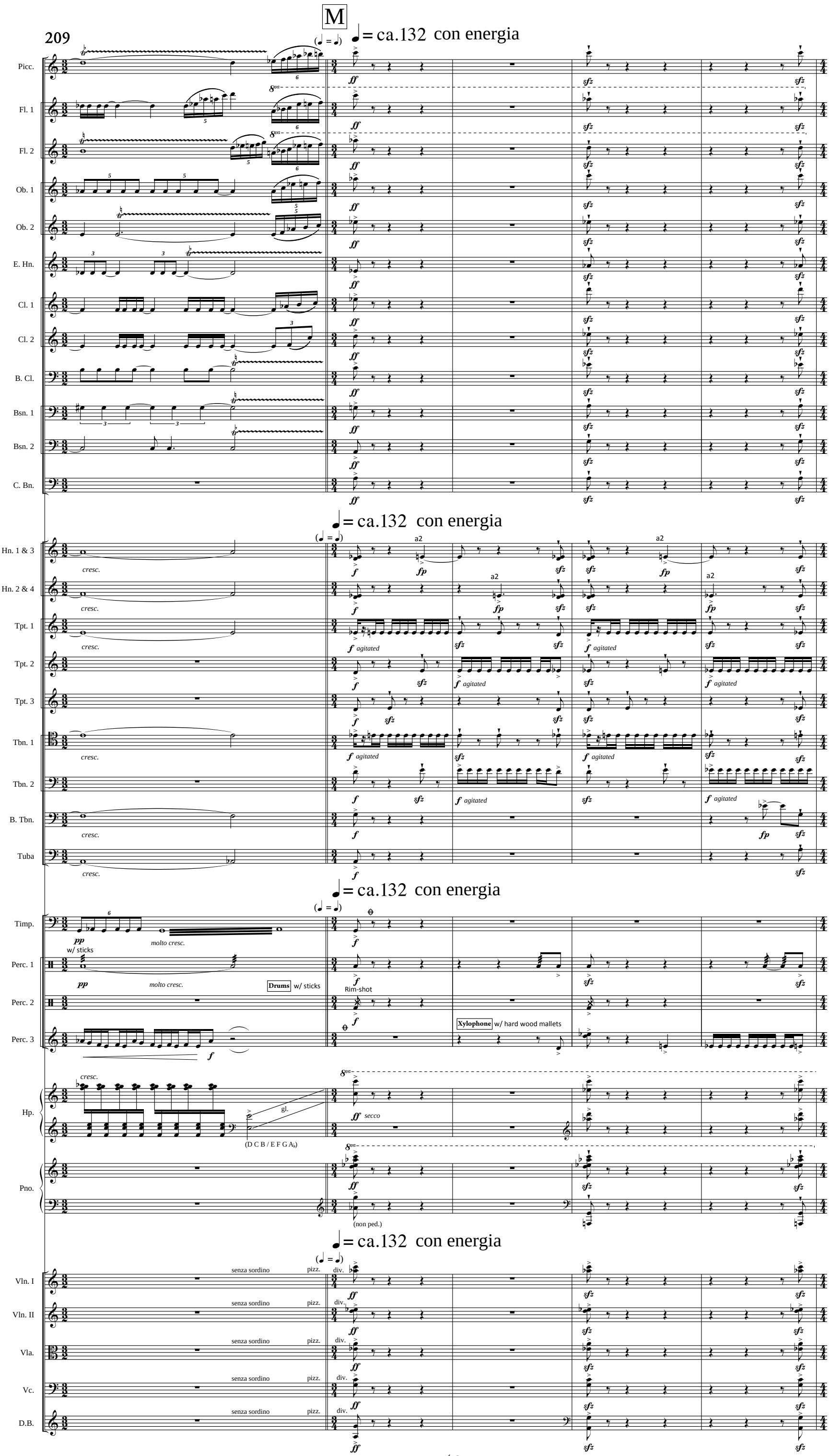
M
209
♩ = ca.132 con energia
Picc.
Fl. 1
Fl. 2
Ob. 1
Ob. 2
E. Hn.
Cl. 1
Cl. 2
B. Cl.
Bsn. 1
Bsn. 2
C. Bn.
Hn. 1 & 3
Hn. 2 & 4
Tpt. 1
Tpt. 2
Tpt. 3
Tbn. 1
Tbn. 2
B. Tbn.
Tuba
a2
cresc.
agitated
Timp.
molto cresc.
w/ sticks
Perc. 1
Drums w/ sticks
Perc. 2
Rim-shot
Perc. 3
Xylophone w/ hard wood mallets
Hp.
gl.
(D C B / E F G A♭)
secco
Pno.
(non ped.)
Vln. I
Vln. II
Vla.
Vc.
D.B.
senza sordino
pizz.
div.

Picc.
Fl. 1 & 2
Ob. 1 & 2
E. Hn.
Cl. 1 & 2
B. Cl.
Bsn. 1 & 2
C. Bn.
Hn. 1 & 3
Hn. 2 & 4
Tpt. 1
Tpt. 2
Tpt. 3
Tbn. 1
Tbn. 2
B. Tbn.
Tuba
Timp.
Perc. 1
Perc. 2
Perc. 3
Hp.
Pno.
Vln. I
Vln. II
Vla.
Vc.
D.B.




220
N
Picc.
Fl. 1 & 2
Ob. 1 & 2
E. Hn.
Cl. 1 & 2
B. Cl.
Bsn. 1 & 2
C. Bn.
Hn. 1 & 3
Hn. 2 & 4
Tpt. 1 & 2
Tpt. 3
Tbn. 1 & 2
B. Tbn.
Tuba
Timp.
Perc. 1
Perc. 2
Perc. 3
Hp.
Pno.
Vln. I
Vln. II
Vla.
Vc.
D.B.
ff sempre
sffz
sffzp
fff
a2
rip
pp
cresc.
Snare drum
w/ sticks
f
Drums
mf
mp subito
div.
unis.
arco

226

Timp.
Perc. 1
Perc. 2
Perc. 3
Pno.
Vln. I
Vln. II
Vla.
Vc.
D.B.

232

(measured)

Timp.
Perc. 1
Perc. 2
Perc. 3
Pno.
Vln. I
Vln. II
Vla.
Vc.
D.B.


239
♩ = ♩.= ca.132
Picc.
Fl. 1 & 2
Ob. 1 & 2
E. Hn.
Cl. 1 & 2
B. Cl.
Bsn. 1 & 2
C. Bn.
Hn. 1 & 3
Hn. 2 & 4
Tpt. 1 & 2
Tpt. 3
Tbn. 1 & 2
B. Tbn.
Tuba
a2
ff brassy
sffz
Timp.
Perc. 1
Perc. 2
Perc. 3
f molto cresc.
fff
ff
sfz
p subito
Hp.
Pno.
ff energetic
Vln. I
Vln. II
Vla.
Vc.
D.B.
div.
unis.

Picc.
Fl. 1 & 2
Ob. 1 & 2
E. Hn.
Cl. 1 & 2
B. Cl.
Bsn. 1 & 2
C. Bn.
Hn. 1 & 3
Hn. 2 & 4
Tpt. 1 & 2
Tpt. 3
Tbn. 1 & 2
B. Tbn.
Tuba
Timp.
Perc. 1
Perc. 2
Perc. 3
Hp.
Pno.
Vln. I
Vln. II
Vla.
Vc.
D.B.

Picc.
Fl. 1 & 2
Ob. 1 & 2
E. Hn.
Cl. 1 & 2
B. Cl.
Bsn. 1 & 2
C. Bn.
Hn. 1 & 3
Hn. 2 & 4
Tpt. 1 & 2
Tpt. 3
Tbn. 1 & 2
B. Tbn.
Tuba
Timp.
Perc. 1
Perc. 2
Perc. 3
Hp.
Pno.
Vln. I
Vln. II
Vla.
Vc.
D.B.

Picc.
Fl. 1
Fl. 2
Ob. 1
Ob. 2
E. Hn.
Cl. 1
Cl. 2
B. Cl.
Bsn. 1
Bsn. 2
C. Bn.
Hn. 1 & 3
Hn. 2 & 4
Tpt. 1 & 2
Tpt. 3
Tbn. 1 & 2
B. Tbn.
Tuba
Timp.
Perc. 1
Perc. 2
Perc. 3
Hp.
Pno.
Vln. I
Vln. II
Vla.
Vc.
D.B.

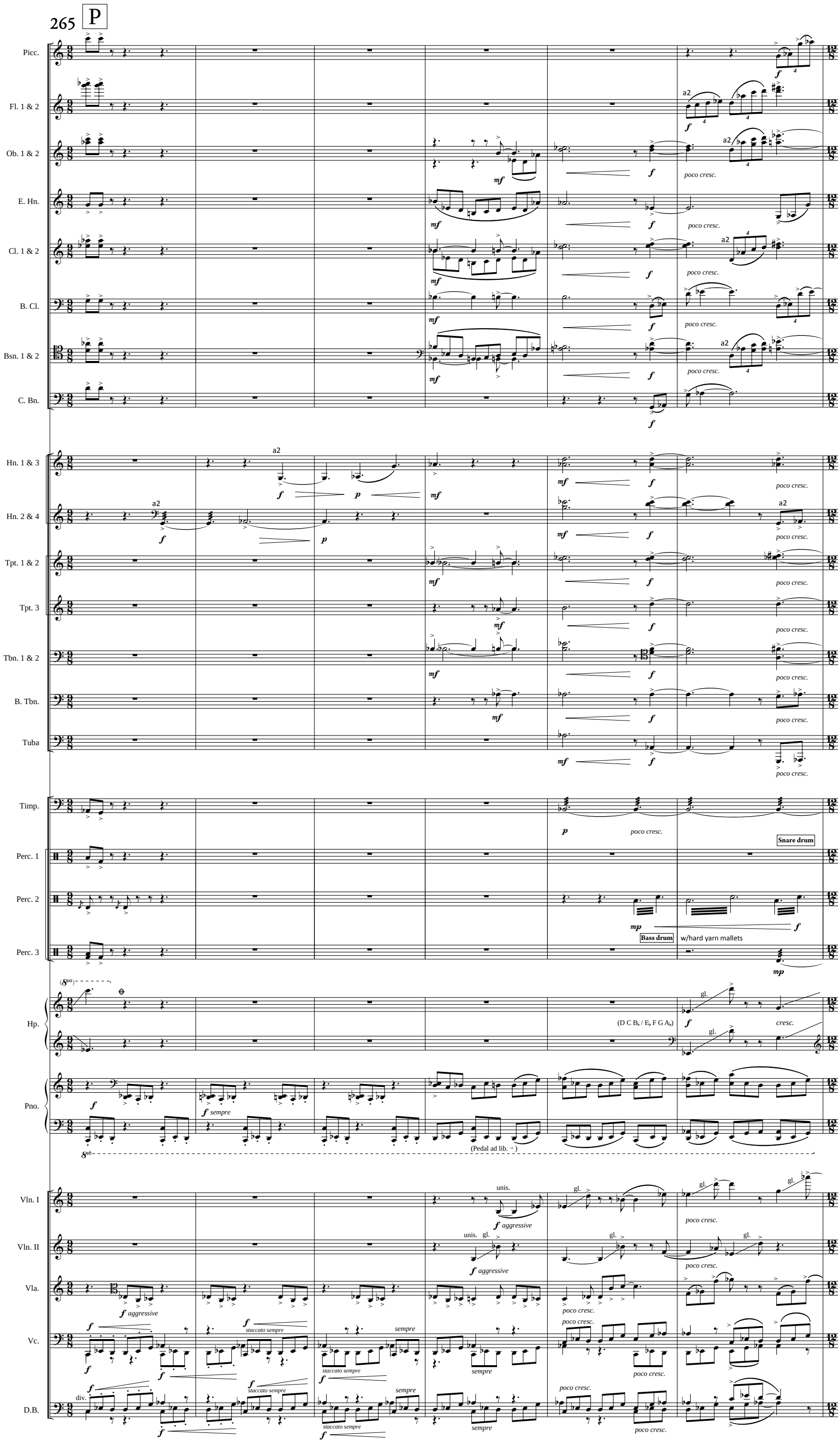
265
P
Picc.
Fl. 1 & 2
Ob. 1 & 2
E. Hn.
Cl. 1 & 2
B. Cl.
Bsn. 1 & 2
C. Bn.
Hn. 1 & 3
Hn. 2 & 4
Tpt. 1 & 2
Tpt. 3
Tbn. 1 & 2
B. Tbn.
Tuba
Timp.
Perc. 1
Perc. 2
Perc. 3
Hp.
Pno.
Vln. I
Vln. II
Vla.
Vc.
D.B.
a2
poco cresc.
Snare drum
Bass drum
w/hard yarn mallets
(D C B♭ / E♭ F G A♭)
cresc.
(Pedal ad lib. →)
unis.
aggressive
staccato sempre
sempre
div.
gl.


Q
271
♩.= ♩ = ca.132 Vigoroso
(𝅗𝅥 = 𝅗𝅥)
Picc.
Fl. 1 & 2
Ob. 1 & 2
E. Hn.
Cl. 1 & 2
B. Cl.
Bsn. 1 & 2
C. Bn.
Hn. 1 & 3
Hn. 2 & 4
Tpt. 1 & 2
Tpt. 3
Tbn. 1 & 2
B. Tbn.
Tuba
bells-up, penetrating
Timp.
Snare drum
Perc. 1
Lg. Sus. Cymbal w/ sticks
Perc. 2
Bass drum
Perc. 3
Drums
Hp.
Pno.
(Ped. ad lib.)
Vln. I
Vln. II
Vla.
Vc.
D.B.
unis.

(𝅗𝅥 = 𝅗𝅥)

Picc.

Fl. 1 & 2

Ob. 1 & 2

E. Hn.

Cl. 1 & 2

B. Cl.

Bsn. 1 & 2

C. Bn.

(𝅗𝅥 = 𝅗𝅥)

Hn. 1 & 3 — *fff*

Hn. 2 & 4 — *fff*

Tpt. 1 & 2

Tpt. 3

Tbn. 1 & 2 — *fff*

B. Tbn.

Tuba

(𝅗𝅥 = 𝅗𝅥)

Timp. — *p* — *ffp* *molto* — *ffff* *molto* — *f* *molto* — *ffff*

Perc. 1 — *ffff* — *molto* *fp* *molto* — *ffff* *sempre*

Perc. 2 — *ffff* *molto* — *fp* *molto* — *ffff* *sff=p* *molto* *ffff* — *sff=p* *molto* *ffff*

Perc. 3 — *p* — *ffp* *molto* — *ffff* *molto* — *fp* *molto* — *ffff* *sempre*

Hp.

Pno.

(𝅗𝅥 = 𝅗𝅥)

Vln. I

Vln. II

Vla.

Vc.

D.B.

Picc.
Fl. 1 & 2
Ob. 1 & 2
E. Hn.
Cl. 1 & 2
B. Cl.
Bsn. 1 & 2
C. Bn.

(♩ = ♩)

fff violent

Hn. 1 & 3
Hn. 2 & 4
Tpt. 1 & 2
Tpt. 3
Tbn. 1 & 2
B. Tbn.
Tuba

(♩ = ♩)

a2 *sffzp* *ffp* *ff* gl.

Timp.
Drums
Drums
Drums
Drums

(♩ = ♩)

mf *cresc.* *fff*

(ffff) *mf subito* *fp* *cresc.*

Hp.
Pno.

(D C B♭ / E F G A♭) *fff sempre*

Vln. I div. a2
Vln. II div. a2
Vla.
Vc.
D.B.

(♩ = ♩)

fff violent *sempre* gl. div.


287
R
Picc.
Fl. 1 & 2
Ob. 1 & 2
E. Hn.
Cl. 1 & 2
B. Cl.
Bsn. 1 & 2
C. Bn.
Hn. 1 & 3
Hn. 2 & 4
Tpt. 1 & 2
Tpt. 3
Tbn. 1 & 2
B. Tbn.
Tuba
Timp.
Perc. 1
Perc. 2
Perc. 3
Hp.
Pno.
Vln. I div.a2
Vln. II div. a2
Vla.
Vc.
D.B.
Play on the rim of timpani w/ shaft of mallets
(measured)
Temple Blocks
w/hard yarn mallets
Castanets
Play on the rim of drums
w/ shaft of mallets

Picc.
Fl. 1
Fl. 2
Ob. 1 & 2
E. Hn.
Cl. 1 & 2
B. Cl.
Bsn. 1 & 2
C. Bn.
Hn. 1 & 3
Hn. 2 & 4
Tpt. 1 & 2
Tpt. 3
Tbn. 1 & 2
B. Tbn.
Tuba
Timp.
Perc. 1
Perc. 2
Perc. 3
Hp.
Pno.
Vln. I
Vln. II
Vla.
Vc.
D.B.

Picc.
Fl. 1 & 2
Ob. 1 & 2
E. Hn.
Cl. 1
Cl. 2
B. Cl.
Bsn. 1 & 2
C. Bn.

*
p sempre
pp
mp
pp
mp
pp
mp
pp
2.
p

Hn. 1 & 3
Hn. 2 & 4
Tpt. 1 & 2
Tpt. 3
Tbn. 1 & 2
B. Tbn.
Tuba

Timp.
Perc. 1
Perc. 2
Perc. 3

Vibraphone w/ soft yarn mallets
(Motor off
Ped. ad lib.)
Marimba w/ soft yarn mallets
p sempre
p
mf
p

Hp.
pp sempre
mp
pp

Pno.

Vln. I
Vln. II
Vla.
Vc.
D.B.

arco div. sul tasto (measured)
sul tasto (measured)
unis.
div.
f
mp
pp

* Repeat figures within box until cessation of line.
Do not synchronize with other players.

poco accel.- - - -

Picc.
Fl. 1
Fl. 2
Ob. 1
Ob. 2
E. Hn.
Cl. 1
Cl. 2
B. Cl.
Bsn. 1
Bsn. 2
C. Bn.

poco cresc.

poco accel.- - - -

Hn. 1 & 3
Hn. 2 & 4
Tpt. 1 & 2
Tpt. 3
Tbn. 1 & 2
B. Tbn.
Tuba

poco accel.- - - -

Timp.
Perc. 1
Perc. 2
Perc. 3

Vibraphone
(Ped. ad lib.) *poco cresc.*
Marimba
poco cresc.
ord.
Sus. Cymbal
w/hard yarn mallets
Tam-tam w/ Tam-tam beaters
Bass drum w/ bass drum beaters

Hp.
Pno.

poco accel.- - - -

Vln. I
Vln. II
Vla.
Vc.
D.B.

(div.)
gradually ord.- - - - - -
ord.
cresc.

* At the point indicated, stop the pattern and hold the given note for the duration specified.


312
S
♩= ca.144 con energia
Picc.
Fl. 1 & 2
Ob. 1 & 2
E. Hn.
Cl. 1 & 2
B. Cl.
Bsn. 1 & 2
C. Bn.
Hn. 1 & 3
Hn. 2 & 4
Tpt. 1 & 2
Tpt. 3
Tbn. 1 & 2
B. Tbn.
Tuba
Timp.
Drums w/hard yarn mallets
Perc. 1
Perc. 2
Perc. 3
Xylophone
w/ hard wood mallets
Hp.
Pno.
Vln. I
Vln. II
Vla.
Vc.
D.B.
a2
unis.
div.
gl.
sempre
flt.
heavy

Picc.
Fl. 1 & 2
Ob. 1 & 2
E. Hn.
Cl. 1 & 2
B. Cl.
Bsn. 1 & 2
C. Bn.
Hn. 1 & 3
Hn. 2 & 4
Tpt. 1 & 2
Tpt. 3
Tbn. 1 & 2
B. Tbn.
Tuba
Timp.
Perc. 1
Perc. 2
Perc. 3
Hp.
Pno.
Vln. I
Vln. II
Vla.
Vc.
D.B.

Drums w/hard yarn mallets

Xylophone

T

Picc.
Fl. 1 & 2
Ob. 1 & 2
E. Hn.
Cl. 1 & 2
B. Cl.
Bsn. 1 & 2
C. Bn.
Hn. 1 & 3
Hn. 2 & 4
Tpt. 1 & 2
Tpt. 3
Tbn. 1 & 2
B. Tbn.
Tuba
Timp.
Perc. 1
Perc. 2
Perc. 3
Hp.
Pno.
Vln. I
Vln. II
Vla.
Vc.
D.B.

Picc.
Fl. 1 & 2
Ob. 1 & 2
E. Hn.
Cl. 1 & 2
B. Cl.
Bsn. 1 & 2
C. Bn.
Hn. 1 & 3
Hn. 2 & 4
Tpt. 1 & 2
Tpt. 3
Tbn. 1 & 2
B. Tbn.
Tuba
Timp.
Perc. 1
Perc. 2
Perc. 3
Hp.
Pno.
Vln. I div a2
Vln. II div. a2
Vla.
Vc.
D.B.



March 2008
Bloomington, IN
Yoomi Paick